





Minitab AI

Minitab has been using rule-based artificial intelligence and machine learning for years, enabling businesses to produce trustworthy and accurate results. Now, let us introduce you to Minitab AI. The Minitab Solution Center leverages the power of generative AI and large language models (LLM) to help our customers gain insights into their data and solve business problems more efficiently and effectively.

 **Minitab AI** 

Summary of Statistical Analysis: Kruskal-Wallis Test on BMI versus Smoking

Purpose of the Analysis

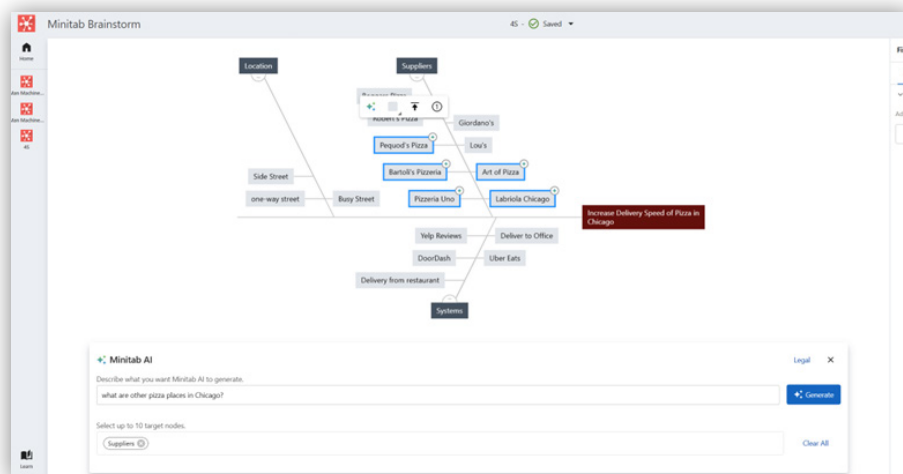
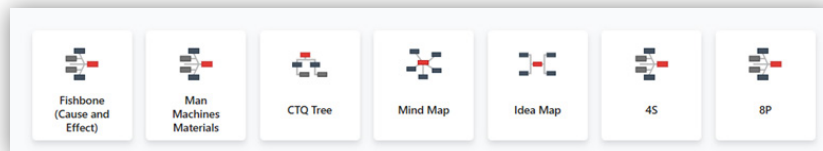
The analysis aims to determine if there is a statistically significant difference in Body Mass Index (BMI) between smokers and non-smokers using the Kruskal-Wallis test, a non-parametric method suitable for comparing medians across groups.

Key Findings

- No Significant Difference:** The p-value of 0.149 indicates that there is no statistically significant difference in the median BMI between smokers and non-smokers, as it is greater than the common alpha level of 0.05.
- Median BMI Comparison:** The median BMI for non-smokers is 27.46, while for smokers, it is slightly higher at 28.06, suggesting that smokers tend to have a higher median BMI.
- Sample Sizes:** The analysis included a total of 2000 participants, with 1504 non-smokers and 496 smokers, providing a robust sample size for the comparison.

Minitab AI* can generate a natural language summary of your statistical results, empowering you to understand your data and determine the next steps. Minitab AI is now also available in Minitab Data Center and Minitab Dashboards, expanding the ways you can access and benefit from AI-driven insights. In Data Center, Minitab AI helps you filter and prepare your data using natural language, while in Dashboards, it powers automatic dashboard generation by analyzing your dataset and recommending the most effective visualizations and layouts.

Minitab Brainstorm is available in the Minitab Solutions Center and will supercharge your brainstorming capabilities. All these diagrams are powered by Minitab AI:



Start asking questions as you create a diagram. Minitab AI will help you uncover possibilities you may not have thought of, generating new siblings or children as you go. Or use the custom prompt to generate new ideas for your brainstorm.

As the Minitab Solution Center continues to grow, so will Minitab AI. Additional generative AI features will be incorporated to complement the current natural language summary feature. The goal is to help users draw the right conclusions about their data more efficiently and effectively.

About The Minitab Solution Center

The Minitab Solution Center is a groundbreaking evolution in how Minitab delivers value to users. The Solution Center unifies several powerful Minitab solutions, including Minitab Statistical Software, into a seamless, integrated platform for data analysis, visualization, brainstorming, and AI-powered insights.

**Organizations can opt-out of leveraging this solution if its internal policies don't allow them to use it.*



Talk to Minitab to learn more about the Minitab Solution Center

Talk to Minitab

