



Companion by Minitab®



Start, execute, measure and report on improvement projects
in real time

Minitab

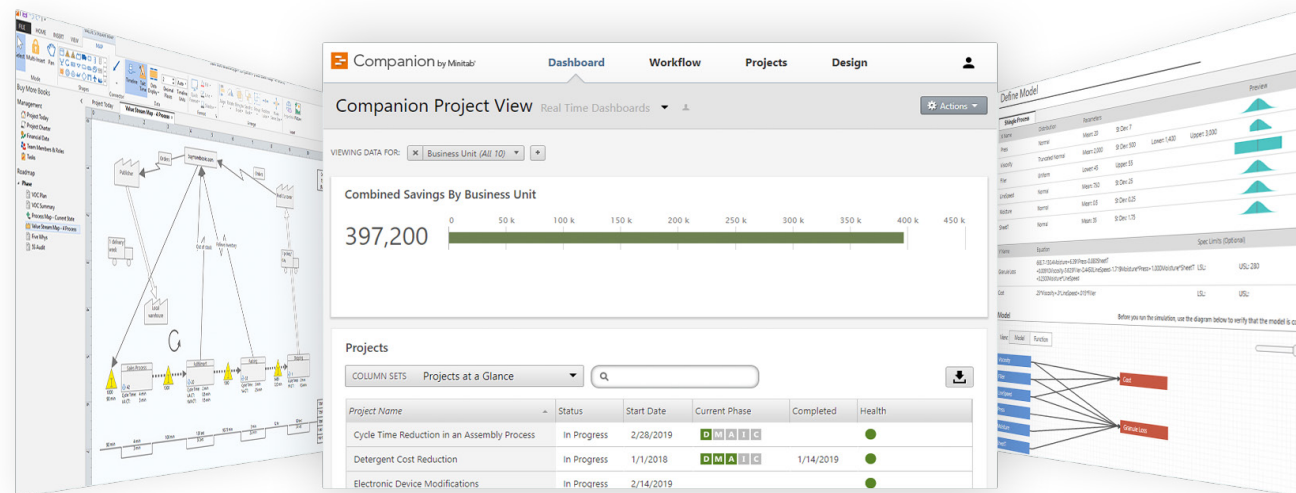


The only solution specifically designed to help you start, track, manage and share improvement initiatives to achieve business excellence.

Even the best projects can be kept in the shadows when leaders don't see their potential.

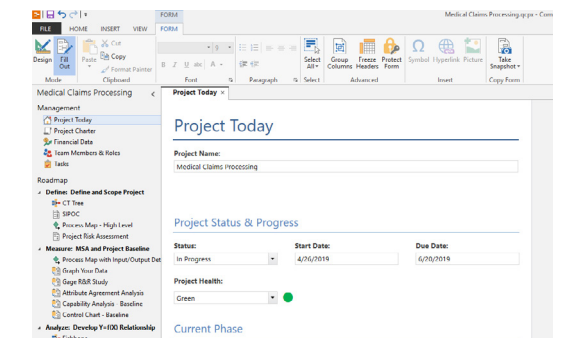
Companion by Minitab® is the only solution to pair customizable continuous improvement, operational excellence and project management tools with centralized data retention and key performance metrics in a real-time dashboard. This helps you push the right projects forward, assess risks and make your best business decisions.

When teams can visualize processes and accelerate project execution while automatically reporting on their achievement, you have a successful and sustainable program.



Plan & Align

Developed to foster seamless visibility and on-time delivery, Companion™ puts all the continuous improvement tools you need in one easy-to-use, intuitive interface. With teams spending less time on gathering documents and solving version control and compatibility issues, they can devote more time where it's needed – to completing critical, value-added project tasks.



Value Stream Mapping

Visualize the flow of materials and information through your organisation. Streamline processes to add value that meets customer expectations.

Brainstorming Tools

Use fishbone diagrams and idea maps to identify every relevant element of your process and refine the scope of complex projects.

FMEA

Identify the potential causes for a product or process failure, anticipate the resulting effects, and prioritize the actions needed to mitigate them.

Process Mapping

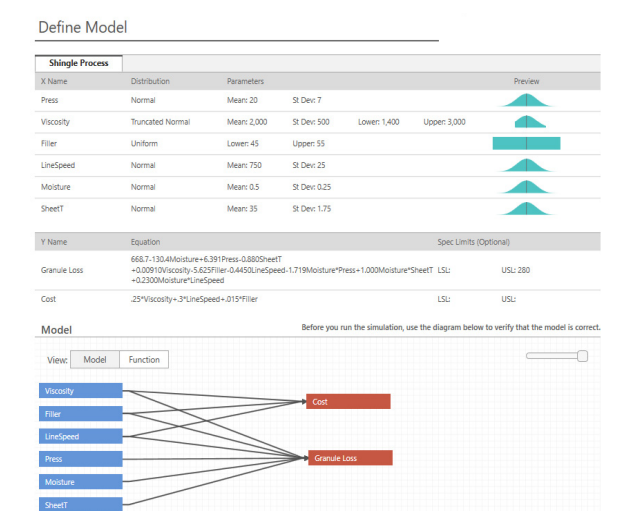
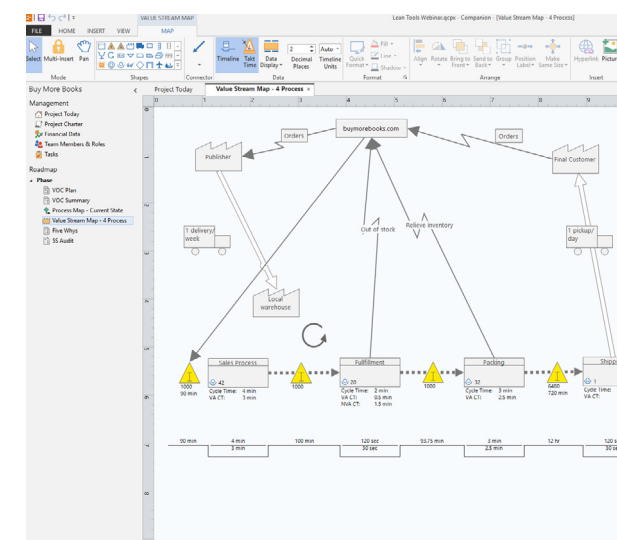
Construct high-level or detailed flow charts to help you understand and communicate all activities in a process.

Quality Function Deployment

Use the fully-integrated Pairwise Comparison Matrix, Houses of Quality, and Design Scorecards to ensure effortless requirements flow-down.

Monte Carlo Simulation

Use Monte Carlo Simulation to help you characterize, understand, and optimize a product or process.

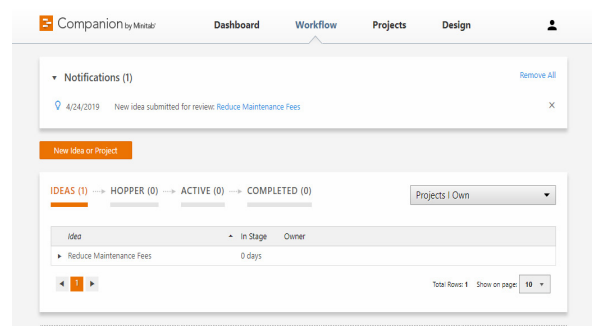


Visit minitab.com/products/companion/features to see all features and tools



Execute

Map out every step in your journey with Companion's project manager, work area and 100+ powerful visual tools and forms that enable the execution of projects throughout your organization.



Move Projects Forward Even More Smoothly with Workflow

Streamline your process of vetting which ideas move forward to become projects. Select steering committees so the right people are notified and action items don't get lost in a Friday afternoon barrage of emails.

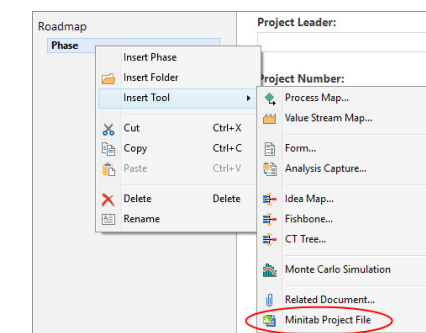
Automatic Backup

Work with confidence and without disruption, knowing that your projects and efforts are being automatically backed up. No more duplicate work or losing your valuable insights.



Measure & Analyze

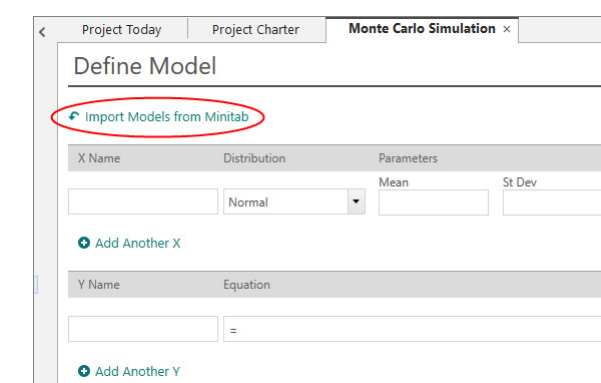
Measure and analyze results using Companion's analysis tools or by importing your own.



Working with Minitab Is Easier Than Ever

Project team members can send output directly from Minitab Statistical Software to Companion, or insert a Minitab project straight from their Companion roadmap, and updates will be saved inside the Companion project.

Plus, when you use Monte Carlo Simulation to optimize your process, you can import your models straight from Minitab at the click of a button.



PHASES		
Phase	Approval Status	Reviewers
Define	Approved	3
Measure	Approved	2
Analyze	Submitted	2
Improve	Not Submitted	2
Control	Not Started	4

Customizable Roadmaps, Workflow and Tools

Regardless of whether your company's improvement methodology is Lean, Six Sigma or a customized blend best suited to your products and services, development and internal processes, Companion has the tools you need to execute projects efficiently.

Maximum Flexibility and Security

Companion is fast, secure and easy to deploy. Project owners and practitioners use the Companion desktop app to execute projects. Their project information automatically rolls up to Companion's web-based dashboard, where executives and stakeholders can see graphical summaries and reports for a high-level view of the organization's quality initiatives.



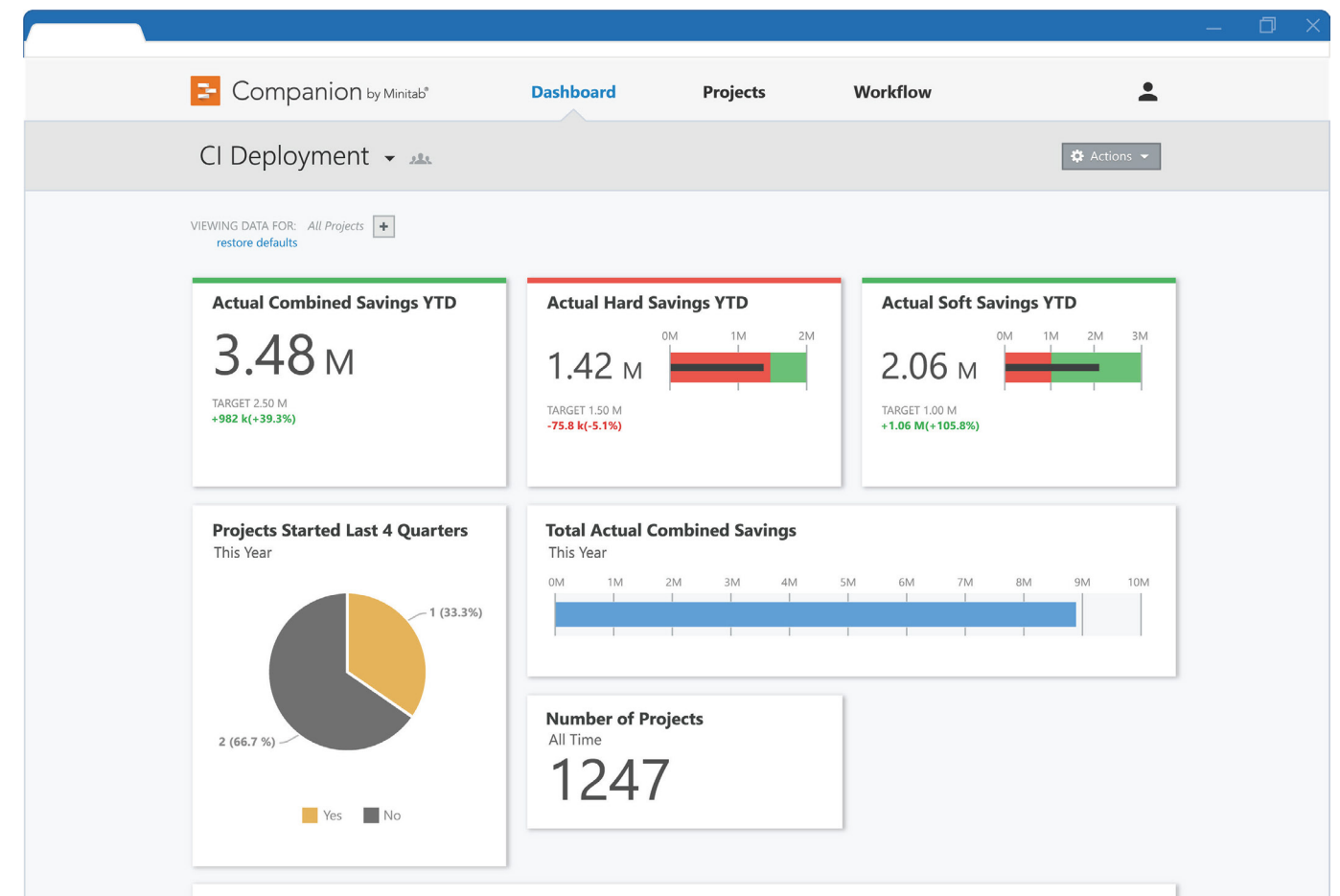
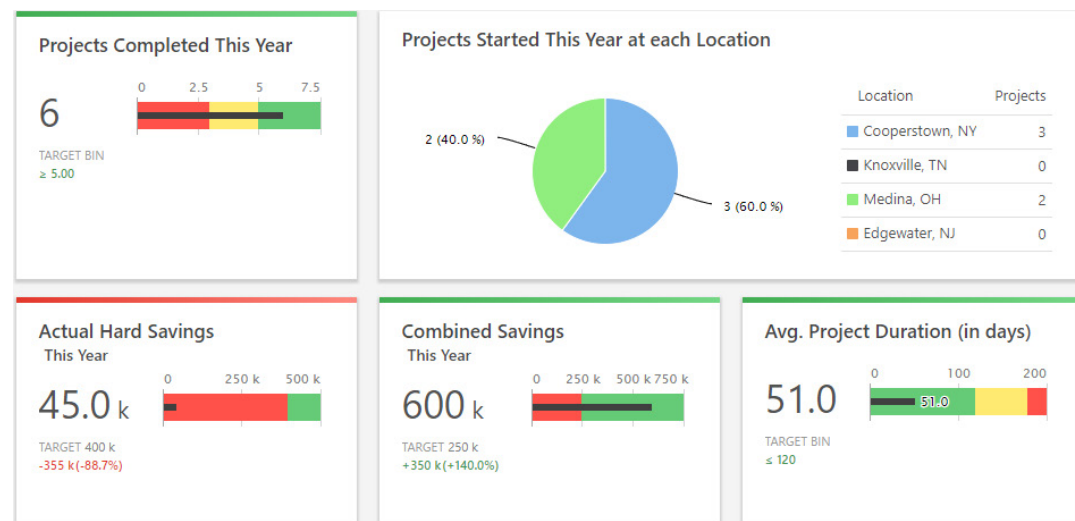


Share in Real Time

Immediately review the status of your improvement initiatives relative to goals and empower decision-making and strategic course correction.

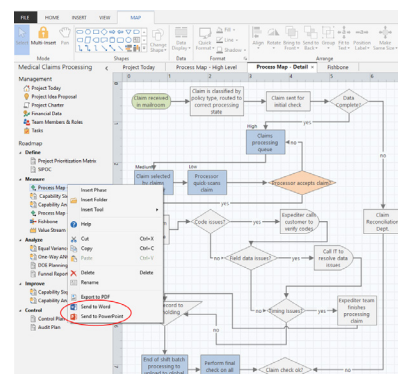
Real-Time KPI Dashboarding

Companion's web-enabled dashboard draws on the data from projects stored in the repository to provide a dynamic graphical summary of your program. See financial summaries, status reports, project impacts, progress toward set targets, and more. View your entire initiative, or select and focus on specific projects, teams or divisions.



Unlimited Tailor-Made Reports to Highlight Key Milestones & ROI

You can create an unlimited number of online dashboard reports on different aspects of your initiative. Show the projects you are leading to success, and share that success story in terms your organization understand best



Need to report on progress in Microsoft Office?

Export Value Stream Maps, Process Maps, Brainstorms, Forms and Monte Carlo Simulation directly to Word and PowerPoint documents – either from inside the tool itself or the project roadmap pane on the left.

Visit minitab.com to learn more about our software and see why Motorola Solutions, Honeywell, Stryker, Jetblue, Archer-Daniels-Midland Company, Constellation Brands, Sherwin Williams and 90% of the top Fortune 100 companies are Minitab customers



Start, execute, measure and report on improvement projects in real time

Download your free 30-day trial today:

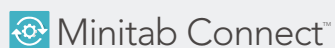
minitab.com/companion

———— Data Analysis ————



Powerful statistical software
everyone can use

———— Data Transformation ————



Data access, automation, and
governance for comprehensive insights

———— Predictive Modeling ————



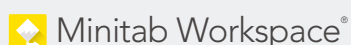
Machine learning and predictive
analytics software

———— Online Stat Training ————



Master statistics and Minitab
anywhere with online training

———— Visual Business Tools ————



Visual tools to ensure process and
product excellence

———— Project Oversight ————



Start, execute, measure and report on
improvement projects in real time

Minitab®, Companion by Minitab® and the Minitab® logo are registered trademarks of Minitab, LLC in the United States and other countries. See minitab.com/legal/trademarks for more information.

©2021, Minitab, LLC. All Rights Reserved.