

## Keep Decisions Flowing with Minitab Connect

Minitab Statistical Software empowers anyone, regardless of statistical background to make better data driven decisions. We are now expanding those capabilities with Minitab Connect, which will empower anyone using Minitab Statistical Software to freely explore the results – anywhere at any time.

Does your team and management utilize and review Minitab results? Are you providing them with the types of analysis and reporting when and where they are needed? Do you need alerts when your most critical processes or KPIs are off track? We know the amount of time and effort it takes to collect and prepare data, create Minitab reports and share them, many times under tight deadlines.

**That is why we've been working behind the scenes to develop a solution to make your company more agile in making the right data driven decisions as well as giving you back some precious time for greater analysis and decision making.**

### Meet Minitab Connect

Eliminate the painful process of data extraction, preparation, and updates. Remove the error-prone manual activities involved to bring your data into Minitab to create and refresh the analysis you need.

Make it easier to access and prepare data with Minitab Connect and provide analytics to a broader group of users and decision makers across your organization.

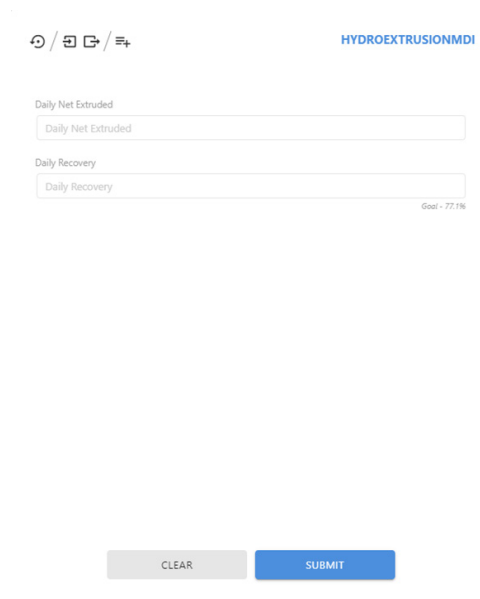
Can you relate to any of these experiences?

- I want to run the same or similar analyses on a regular basis
- I need to improve data collection but running into roadblocks
- I must share my analyses with others
- I want to ensure the Control phase of my DMAIC projects maintain its value

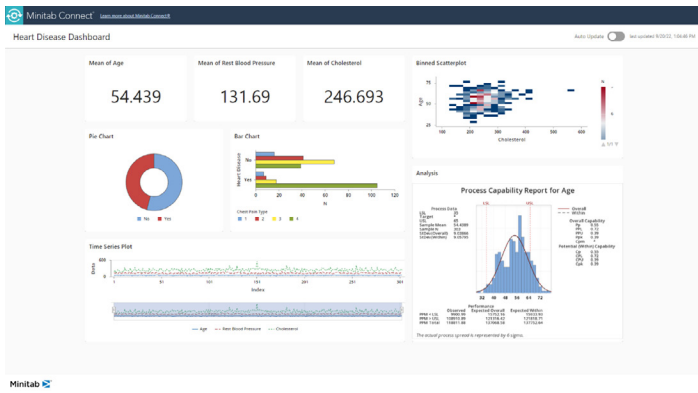
**What if you could:**

### Access & Automatically Prepare Your Data

- Expedite the time from data collection to analysis with automated direct data collection
- Leverage Minitab Connect forms to streamline data collection
- Clean and prepare your data and then automate future collections



The screenshot shows a web form interface for data collection. At the top right, the text 'HYDROEXTRUSIONMDI' is displayed. Below this, there are two input fields: 'Daily Net Extruded' and 'Daily Recovery'. Each field has a label above it and a text input area. At the bottom of the form, there are two buttons: a grey 'CLEAR' button and a blue 'SUBMIT' button. The form is enclosed in a light grey border.

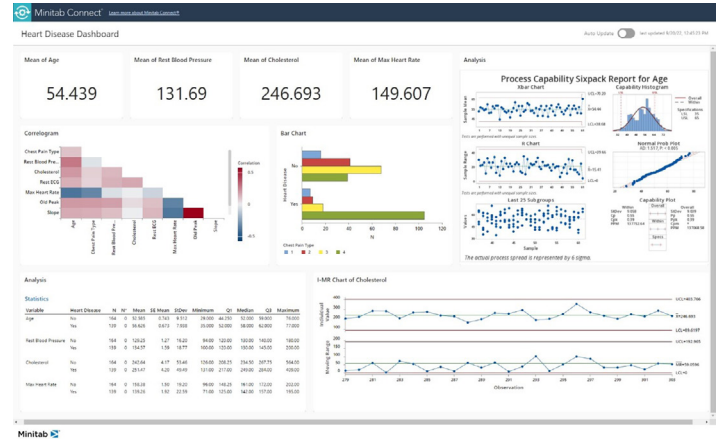


## Create & Monitor

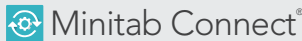
- Create and automate your analyses
- Empower more people across your organization to view Minitab results, leveraging tools like Process Control Charts and Capability Analysis
- Uncover insights faster and react in real-time
- Monitor your processes and performance to quickly identify areas of improvement
- Regular monitoring to support the Control phase of a DMAIC process

## Report & Share

- Easily create dashboards that contain visualizations and advanced analytics
- Empower more people across your organization to make decisions using data
- Easily share reports and dashboards with anyone to facilitate critical data conversations



Automation and Reporting



Integrate and transform data for analysis, reporting and monitoring

Data Analysis & Predictive Modeling



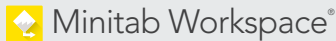
Powerful statistical software everyone can use

Model Deployment and Monitoring



Model lifecycle management on a simple yet powerful platform

Visual Business Tools



Visual tools to ensure process and product excellence

Project Ideation & Execution



Start, track, manage, and execute innovation and improvement initiatives

Quality Solutions



Master statistics and Minitab anywhere with online training



Monitor, respond, and deliver immediate quality and process monitoring

Accelerate your digital transformation

Talk to Minitab today  
minitab.com